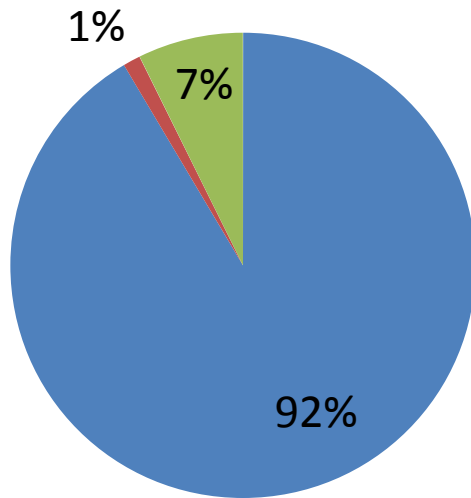


# PBC FF's Employee Benefits Fund

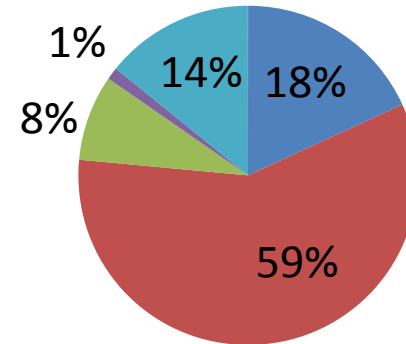
## 2014 Projected Total Expenses \$30,827,797

■ Benefits ■ Building ■ Clinic



## 2014 Projected Funding Sources \$30,827,797

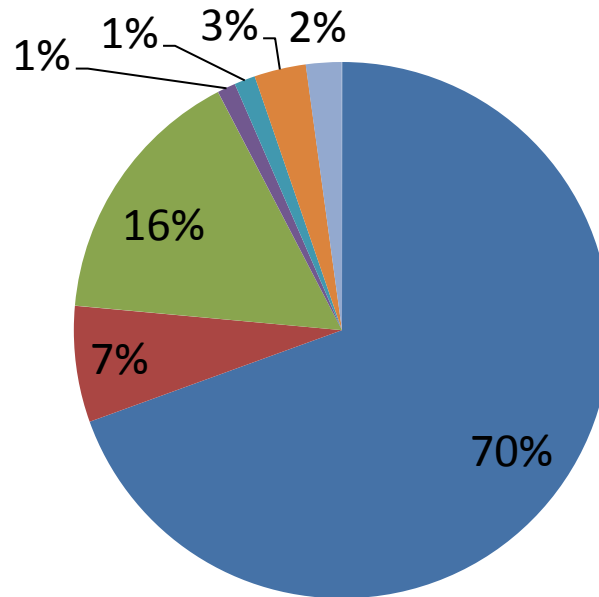
■ Employee ■ Employer  
■ Retiree ■ Misc.  
■ Reserves



# PBC FF's Employee Benefits Fund

**2014 Projected Benefits Expenses \$28,197,207**

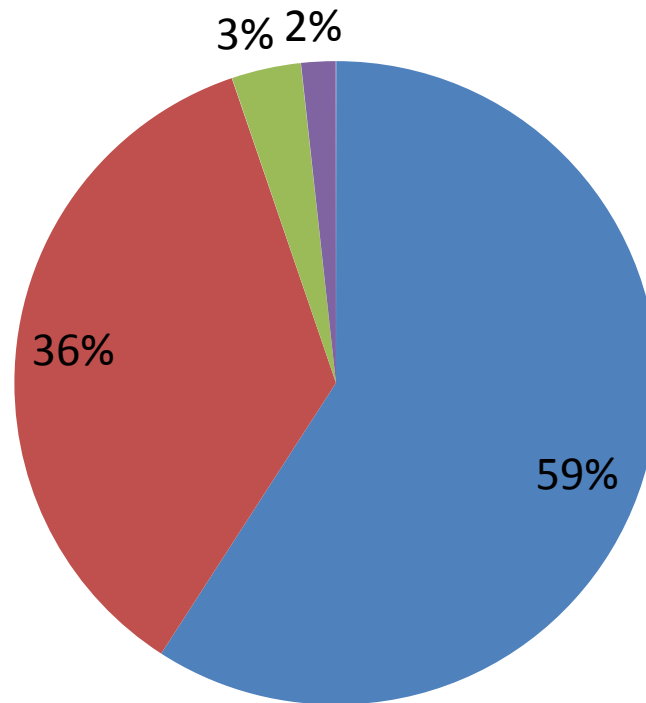
- Medical
- Prescriptions
- Life
- Capital Projects
- Dental
- Vision
- Operating Exp



# PBC FF's Employee Benefits Fund

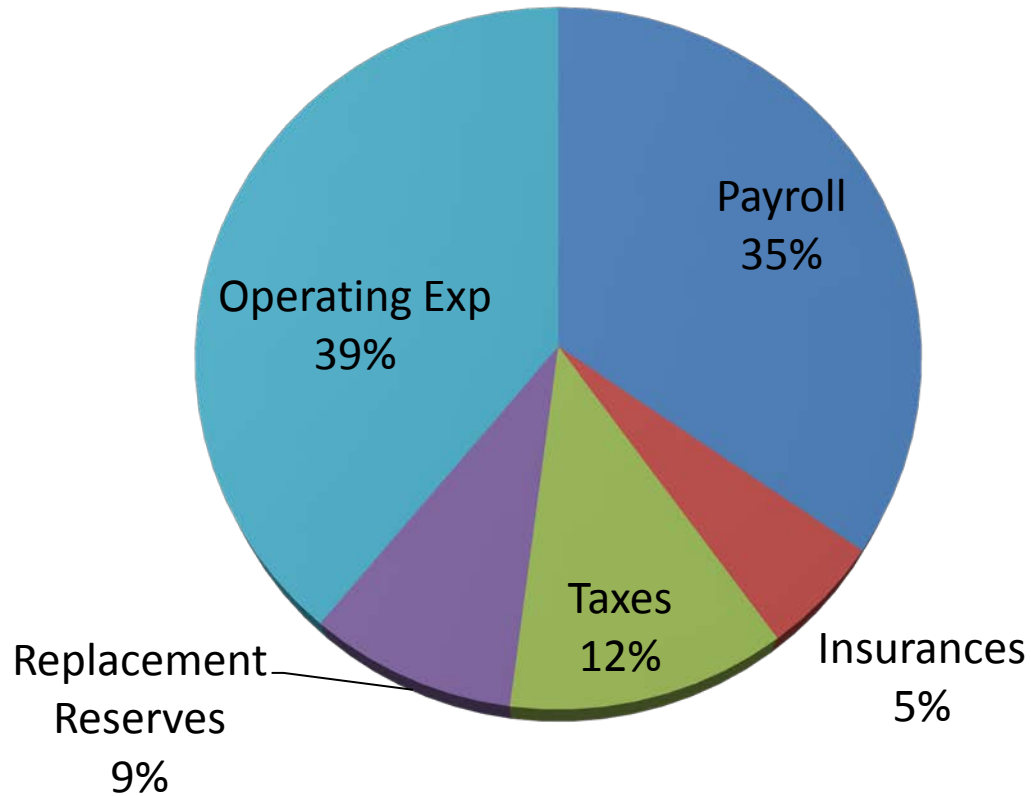
**2014 Projected Clinic Expenses \$2,257,152**

■ Payroll ■ Operating Exp ■ Supplies ■ Insurance



# PBC FF's Employee Benefits Fund

**2014 Projected Building Expenses \$373,437**



# PBC FF's Employee Benefits Fund

## Employee Premium Rates for 2014

	Current	January 1, 2014	October 1, 2014 3% County employee pay raise
<b>Medical (bi-weekly)</b>			
Employee Only	\$ 59.51	\$ 65.46	\$ 72.00
Employee & Family	\$148.79	\$163.67	\$180.04
<b>Dental (bi-weekly)</b>			
Employee Only	\$ 3.41	\$ 4.26	\$ 4.26
Employee & Spouse	\$21.20	\$26.50	\$26.50
Employee & Children	\$21.83	\$27.29	\$27.29
Employee & Family	\$39.63	\$49.54	\$49.54

# PBC FF's Employee Benefits Fund

## Retiree Premium Rates for 2014

	Current	January 1, 2014
<b>Medical (monthly)</b>		
Retiree	\$362.50	\$435.00
Retiree & Family	\$508.75	\$610.50
Retiree (with Medicare)	\$146.59	\$330.10
Retiree & One (with 1 on Medicare)	\$293.18	\$505.60(this class is eliminated)
Retiree & One (with 2 on Medicare)	\$293.18	\$400.70 (this class is eliminated)
Retiree & Family (with 1 on Medicare)	\$380.34	\$505.60
Retiree & Family (with 2 on Medicare)	\$380.34	\$400.70
<b>Dental (monthly)</b>		
Retiree	\$ 7.38	\$ 9.23
Retiree & Spouse	\$45.93	\$ 57.41
Retiree & Children	\$47.30	\$ 59.13
Retiree & Family	\$85.87	\$107.34